

# Tracking Family Planning Spending Using the System of Health Accounts Framework

**Karishmah Bhuwanee MSc**

**Health Finance & Governance project**

**International Conference on Family Planning,  
27 January 2016**



# Question

- ▶▶ Do you know HOW MUCH was spent by the public and private sector for family planning in your country?
- ▶▶ Do you know WHAT family planning activities that money was spent on?
- ▶▶ Is this type of information being used to drive FP interventions?
- ▶▶ *This is where tracking spending comes in → helps countries to understand how money was used for family planning programs and where money came from*

# What is the System of Health Accounts 2011 and how does it contribute to FP programming?

Internationally recognized framework for systematically tracking health spending in a country



## Benefits:

- Contributes to measurement of country's health system performance
- Provides comparisons over time and across countries
- Captures priority placed on FP vs. other health conditions/diseases

- Tracks magnitude and flow of all health spending
- Breaks down spending by source, financing arrangements, type of provider, interventions



# **HOW CAN DATA FROM SHA 2011 INFORM FP PROGRAMMING?**



# Uses of SHA 2011 Data for FP Programming

**Aligning spending with priorities**

**Negotiating for increased FP resources**

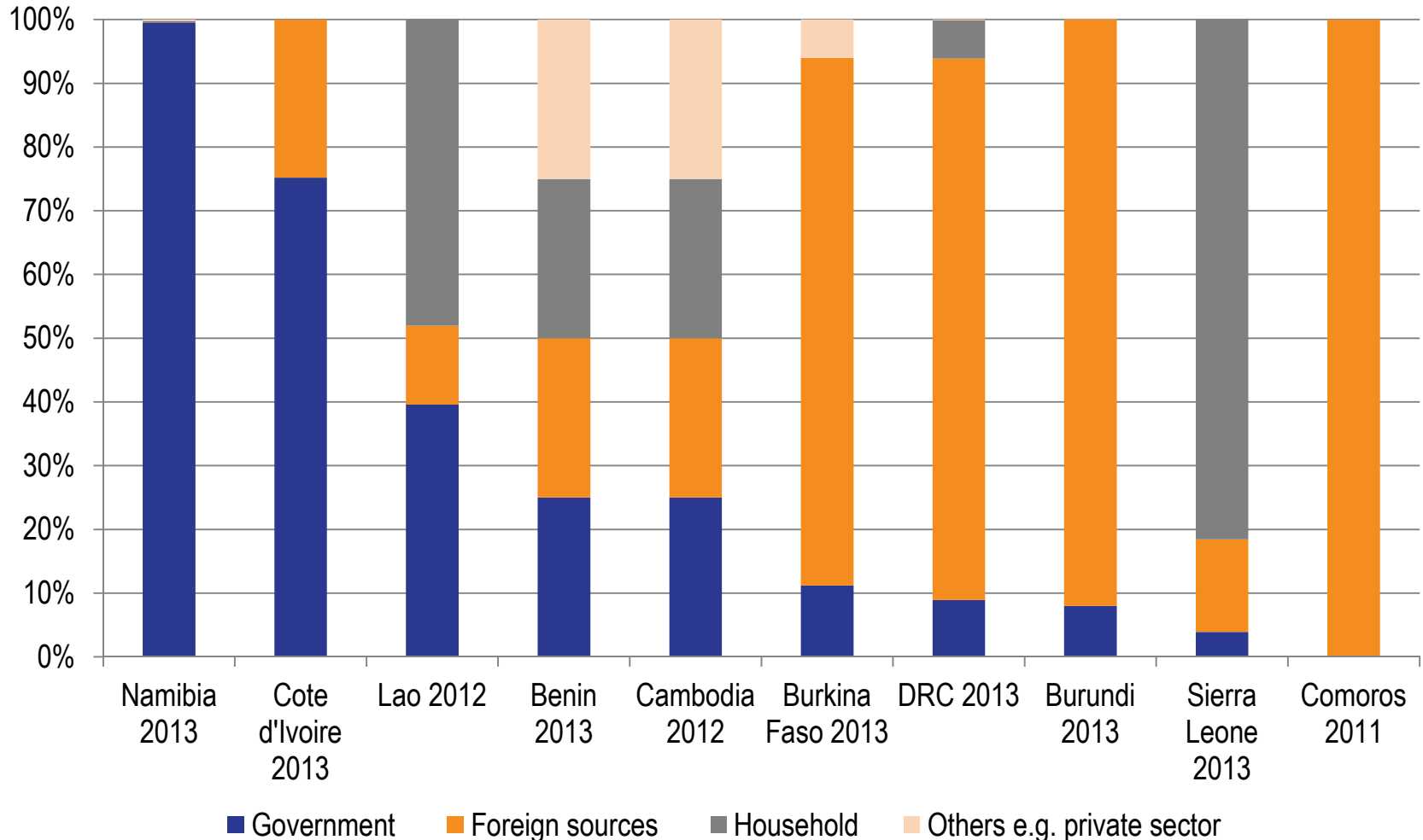
**Financial sustainability analysis**

**Assessing spending decisions to achieve FP targets**

**Realigning spending to increase efficiency of FP spending**

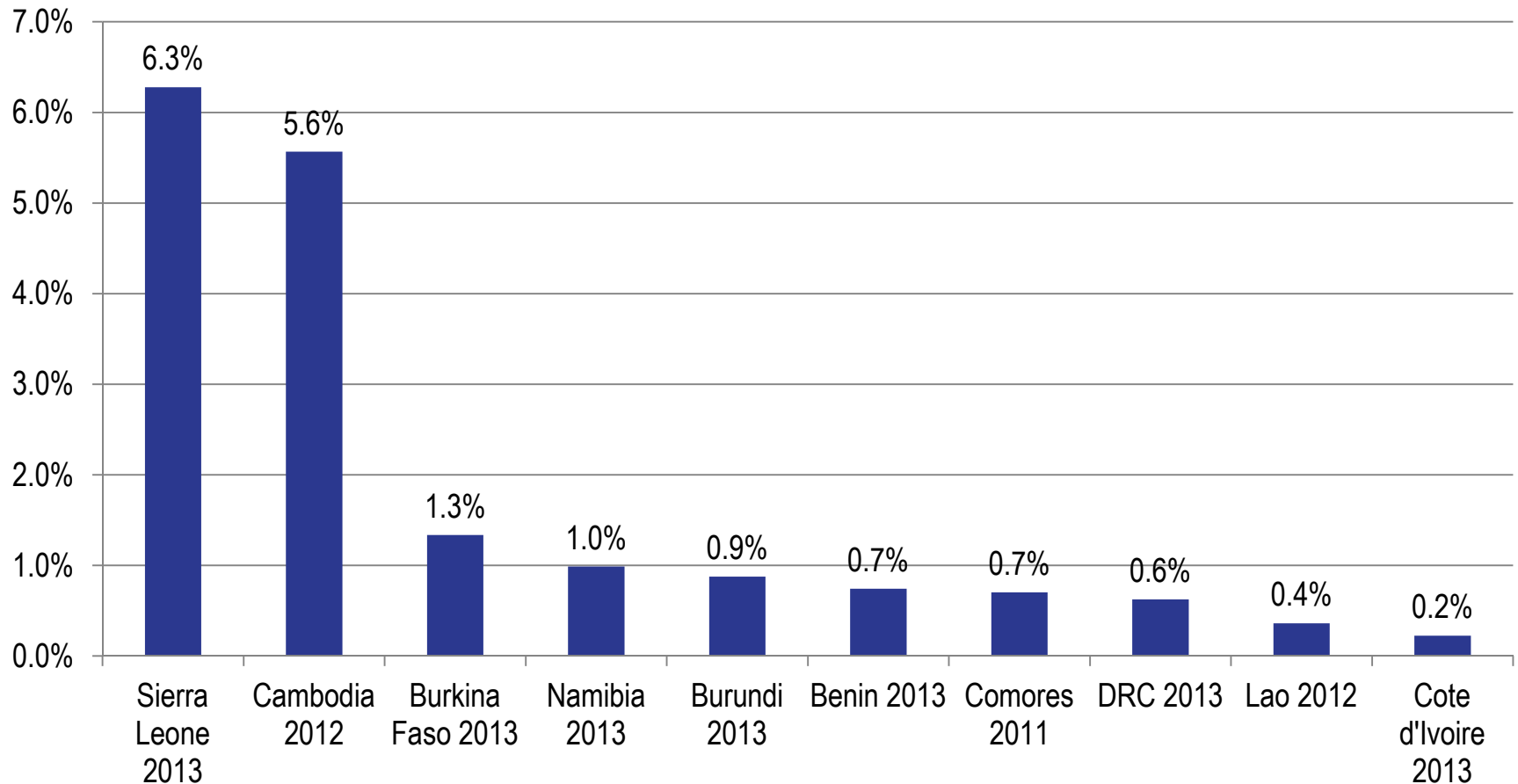
# Country Data Using SHA 2011: FP Spending by Source of Financing

FP spending by source of financing



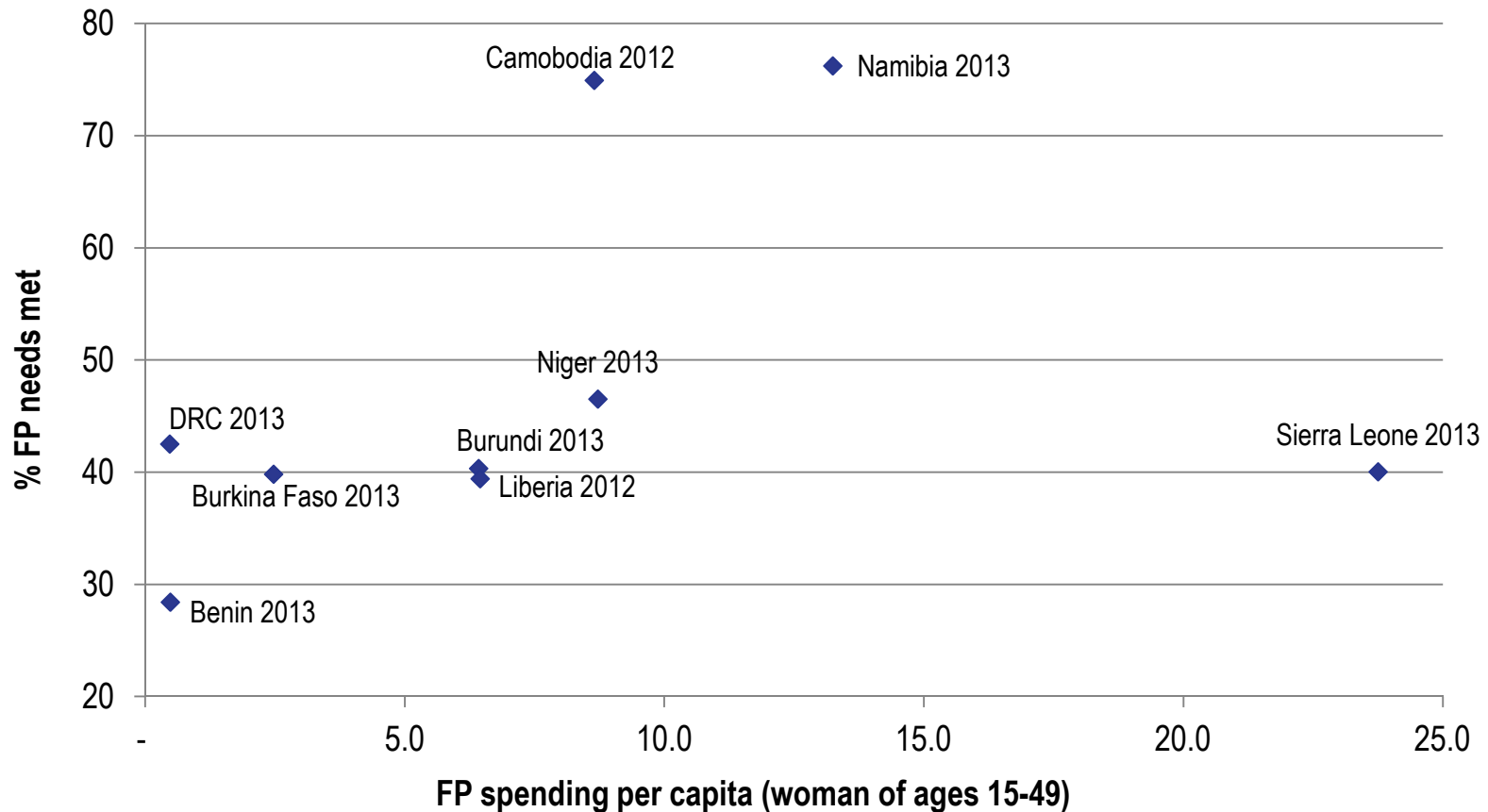
# Country Data Using SHA 2011: FP Spending as % of Current Health Spending

FP spending as % of Current Health Expenditure



# Using SHA 2011 Data to Highlight Potential Efficiency Considerations

FP spending per capita vs. % FP needs met

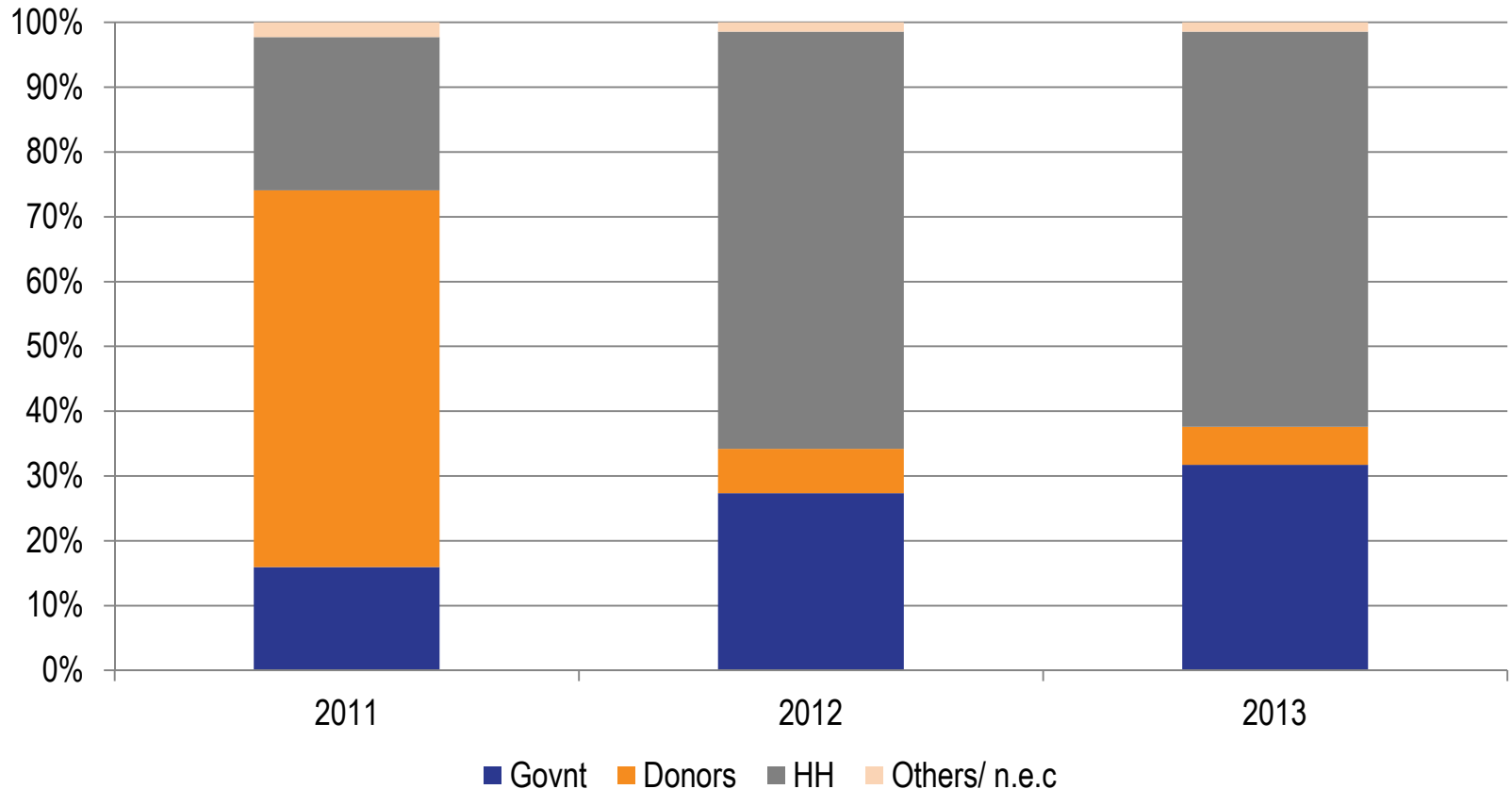


- ▶▶ Is spending helping to achieve targets? Can spending be reallocated to different interventions to increase outputs?
- ▶▶ How are we performing against other countries with similar spending levels?



# Using SHA 2011 Data to Assess FP Financing Landscape and Sustainability

Niger - FP spending by source



- ▶ Changing composition of financing to more domestic sources, particularly household spending



# Challenges in Applying SHA 2011 Framework

- ▶▶ Boundary clarifications
- ▶▶ Accounting for shared costs e.g. central ministry functions, health worker salaries, general supplies
- ▶▶ Lack of detailed data to disaggregate spending
- ▶▶ Documenting country examples of policy changes resulting from Health Accounts data



# Conclusions

- ▶▶ SHA 2011 provides comprehensive, standardized framework for tracking FP spending
- ▶▶ Inform key programming decisions such as:
  - ❖ How much is being spent on FP?
  - ❖ How should FP be funded over time?
  - ❖ How are FP funds being spent?
  - ❖ What are the most effective and efficient FP activities which should be funded?
- ▶▶ Initial challenges with applying framework but new tools such as guidance on disease classification will make the process easier

# Thank you

For more information:  
[karishmah\\_bhuwanee@abtassoc.com](mailto:karishmah_bhuwanee@abtassoc.com)  
[www.hfgproject.org](http://www.hfgproject.org)